

LPT/LPC series reference guide

LPT and LPC connectors with lever actuation
and reliable push-in connection

LPT/LPC series reference guide

The LPT and LPC connectors from Phoenix Contact combine the ease of use of lever actuation with reliable push-in connection. With both fixed (LPT) and pluggable (LPC) options, the series brings a new dimension of convenience to conductor connections.

Supporting wire sizes ranging up to 4 AWG and centerlines from 3.81 mm to 15 mm, conductors with or without ferrules can be connected without tools. Inadvertent terminal point opening is prevented and the possibility of errors during wiring is minimized. This provides the user with a high level of safety when connections need to be done quickly.

Your advantages

- ✓ Supports wire ranges up to 4 AWG
- ✓ Push-in spring connection
- ✓ Tool-free lever principle for time-saving connections
- ✓ Voltage range up to 600 V UL
- ✓ Currents up to 72 A
- ✓ UL recognized component

Market applications

- Electromobility charging infrastructure
- Battery storage systems
- Photovoltaics
- Telecommunications
- Automation technology
- Transportation technology
- Measurement and control technology



Selecting the right LPT or LPC product

Reason for development

The LPT and LPC series brings a new dimension of convenience to conductor connections. Both series combine tool-free lever technology that is ideal for on-site connections with reliable push-in spring connection. In the growing fields of regenerative energies, battery storage systems, and automation technology, drives and devices need to be connected quickly and safely. Intuitive operation with color-coded actuating levers allows for quick identification and connection termination. The tool-free lever principle provides time-savings and simple release of conductors with or without ferrules.

LPT

The product portfolio comprises three product lines: LPT(A) 2.5, LPT(A) 6, and LPT(A) 16. The LPT(A) 2.5 is available in a 5.0-mm pitch as a 1- to 12-position version. LPT(A) 6 is designed with a pitch of 7.5 mm and the LPT(A) 16 is designed with a pitch of 10 mm and 15 mm. The LPT(A) 6 and the LPT(A) 16 are both available in 1- to 8-position versions.

LPC

The product portfolio comprises four product lines: LPC 1.5, LPC 2.5, LPC(H) 6, and LPC 16. The LPC 1.5 is available in a 3.81 mm pitch as a 2- to 16-position version. The LPC 2.5 is available in a 5.08 mm pitch as a 2- to 20-position version. The LPC(H) 6 connectors with a pitch of 7.62 mm and the LPC 16 with a pitch of 10.16 mm are both available in 2- to 6-position versions.



Defining part information

Part name	Definition
LPT	Lever print terminal block
LPTA	Lever print terminal block angled
LPC	Lever plug connector
LPCH	Lever plug connector hybrid

Part	Max wire size	Pitch	Positions	Voltage	Current
LPT(A) 2.5	12 AWG	5.0 mm	1 to 12	300 V	20 A
LPT(A) 6	8 AWG	7.5 mm	1 to 8	600 V	40 A
LPT (A) 16	4 AWG	10.0 mm/15.0 mm	1 to 8	600 V	72 A
LPC 1.5	16 AWG	3.81 mm	2 to 16	300 V	8 A
LPC 2.5	12 AWG	5.08 mm	2 to 20	300 V	16 A
LPC 6	8 AWG	7.62 mm	2 to 6	600 V	35 A
LPC 16	4 AWG	10.16 mm	2 to 6	600 V	65 A

LPT(A) series

LPT(A) 2.5			
Description	Part number	Positions	Spacing
LPT 2.5/ 1-5.0	1190296	1	5.00 mm
LPT 2.5/ 2-5.0	1190297	2	5.00 mm
LPT 2.5/ 3-5.0	1190298	3	5.00 mm
LPT 2.5/ 4-5.0	1190299	4	5.00 mm
LPT 2.5/ 5-5.0	1190300	5	5.00 mm
LPT 2.5/ 6-5.0	1190301	6	5.00 mm
LPT 2.5/ 7-5.0	1190302	7	5.00 mm
LPT 2.5/ 8-5.0	1190304	8	5.00 mm
LPT 2.5/ 9-5.0	1190305	9	5.00 mm
LPT 2.5/10-5.0	1190307	10	5.00 mm
LPT 2.5/11-5.0	1190308	11	5.00 mm
LPT 2.5/12-5.0	1190310	12	5.00 mm
LPTA 2.5/ 1-5.0	1190362	1	5.00 mm
LPTA 2.5/ 2-5.0	1190363	2	5.00 mm
LPTA 2.5/ 3-5.0	1190364	3	5.00 mm
LPTA 2.5/ 4-5.0	1190365	4	5.00 mm
LPTA 2.5/ 5-5.0	1190366	5	5.00 mm
LPTA 2.5/ 6-5.0	1190367	6	5.00 mm
LPTA 2.5/ 7-5.0	1190368	7	5.00 mm
LPTA 2.5/ 8-5.0	1190370	8	5.00 mm
LPTA 2.5/ 9-5.0	1190371	9	5.00 mm
LPTA 2.5/10-5.0	1190372	10	5.00 mm
LPTA 2.5/11-5.0	1190373	11	5.00 mm
LPTA 2.5/12-5.0	1190374	12	5.00 mm




LPT(A) 2.5 technical data

- 1 to 12 positions
- Wire ranges up to 12 AWG
- 5.00 mm centerline
- Rated to 300 V
- Current rated to 20 A
- UL recognized component

LPT 2.5 and LPT 6 angled

Both LPT 2.5 and LPT 6 offer an angled configuration defined in their name as LPTA. Offering both standard and angled versions provides flexibility dependent on your spacing and board needs.




LPT(A) 6			
Description	Part number	Positions	Spacing
LPT 6/ 1-7.5	1098166	1	7.5 mm
LPT 6/ 2-7.5-ZB	1098167	2	7.5 mm
LPT 6/ 3-7.5-ZB	1098168	3	7.5 mm
LPT 6/ 4-7.5-ZB	1098169	4	7.5 mm
LPT 6/ 5-7.5-ZB	1098170	5	7.5 mm
LPT 6/ 6-7.5-ZB	1098171	6	7.5 mm
LPT 6/ 7-7.5-ZB	1098172	7	7.5 mm
LPT 6/ 8-7.5-ZB	1098173	8	7.5 mm
LPTA 6/ 1-7.5	1098174	1	7.5 mm
LPTA 6/ 2-7.5-ZB	1098175	2	7.5 mm
LPTA 6/ 3-7.5-ZB	1098176	3	7.5 mm
LPTA 6/ 4-7.5-ZB	1098177	4	7.5 mm
LPTA 6/ 5-7.5-ZB	1098178	5	7.5 mm
LPTA 6/ 6-7.5-ZB	1098179	6	7.5 mm
LPTA 6/ 7-7.5-ZB	1098180	7	7.5 mm
LPTA 6/ 8-7.5-ZB	1098181	8	7.5 mm



LPT(A) 6 technical data

- 1 to 8 positions
- Wire ranges up to 12 AWG
- 7.5 mm centerline
- Rated to 600 V
- Current rated to 40 A
- UL recognized component

LPT(A) 16			
Description	Part number	Positions	Spacing
LPT 16/ 1-10.0	1119809	1	10.00 mm
LPT 16/ 2-10.0-ZB	1119810	2	10.00 mm
LPT 16/ 3-10.0-ZB	1119811	3	10.00 mm
LPT 16/ 4-10.0-ZB	1119812	4	10.00 mm
LPT 16/ 5-10.0-ZB	1119814	5	10.00 mm
LPT 16/ 6-10.0-ZB	1119815	6	10.00 mm
LPT 16/ 7-10.0-ZB	1119816	7	10.00 mm
LPT 16/ 8-10.0-ZB	1119817	8	10.00 mm
LPT 16/ 2-15.0-ZB	1119818	2	15.00 mm
LPT 16/ 3-15.0-ZB	1119819	3	15.00 mm
LPT 16/ 4-15.0-ZB	1119820	4	15.00 mm
LPT 16/ 5-15.0-ZB	1119821	5	15.00 mm
LPTA 16/ 1-10.0	1333816	1	10.00 mm
LPTA 16/ 2-10.0-ZB	1333817	2	10.00 mm
LPTA 16/ 3-10.0-ZB	1333818	3	10.00 mm
LPTA 16/ 4-10.0-ZB	1333821	4	10.00 mm
LPTA 16/ 5-10.0-ZB	1333822	5	10.00 mm
LPTA 16/ 6-10.0-ZB	1333823	6	10.00 mm
LPTA 16/ 7-10.0-ZB	1333826	7	10.00 mm
LPTA 16/ 8-10.0-ZB	1333827	8	10.00 mm
LPTA 16/ 2-15.0-ZB	1333870	2	15.00 mm
LPTA 16/ 3-15.0-ZB	1333871	3	15.00 mm
LPTA 16/ 4-15.0-ZB	1333872	4	15.00 mm
LPTA 16/ 5-15.0-ZB	1333873	5	15.00 mm




LPT(A) 16 technical data


- 1 to 8 positions
- Wire ranges up to 4 AWG
- 10.0 mm or 15.0 mm centerline
- Rated to 600 V and 1000 V
- Current rated to 66 A (10 mm) and 72 A (15 mm)
- UL recognized component

LPC(H) series


LPC 1.5			
Description	Part number	Positions	Spacing
LPC 1.5/ 2-ST-3.81	1848891	2	3.81 mm
LPC 1.5/ 3-ST-3.81	1848901	3	3.81 mm
LPC 1.5/ 4-ST-3.81	1848914	4	3.81 mm
LPC 1.5/ 5-ST-3.81	1848927	5	3.81 mm
LPC 1.5/ 6-ST-3.81	1848930	6	3.81 mm
LPC 1.5/ 7-ST-3.81	1848943	7	3.81 mm
LPC 1.5/ 8-ST-3.81	1848956	8	3.81 mm
LPC 1.5/ 9-ST-3.81	1848969	9	3.81 mm
LPC 1.5/10-ST-3.81	1848972	10	3.81 mm
LPC 1.5/11-ST-3.81	1848985	11	3.81 mm
LPC 1.5/12-ST-3.81	1848998	12	3.81 mm
LPC 1.5/13-ST-3.81	1849007	13	3.81 mm
LPC 1.5/14-ST-3.81	1849010	14	3.81 mm
LPC 1.5/15-ST-3.81	1849023	15	3.81 mm
LPC 1.5/16-ST-3.81	1849036	16	3.81 mm
LPC 1.5/ 2-STF-3.81	1849049	2	3.81 mm
LPC 1.5/ 3-STF-3.81	1849052	3	3.81 mm
LPC 1.5/ 4-STF-3.81	1849065	4	3.81 mm
LPC 1.5/ 5-STF-3.81	1849078	5	3.81 mm
LPC 1.5/ 6-STF-3.81	1849081	6	3.81 mm
LPC 1.5/ 7-STF-3.81	1849094	7	3.81 mm
LPC 1.5/ 8-STF-3.81	1849104	8	3.81 mm
LPC 1.5/ 9-STF-3.81	1849117	9	3.81 mm
LPC 1.5/10-STF-3.81	1849120	10	3.81 mm
LPC 1.5/11-STF-3.81	1849133	11	3.81 mm
LPC 1.5/12-STF-3.81	1849146	12	3.81 mm
LPC 1.5/13-STF-3.81	1849159	13	3.81 mm
LPC 1.5/14-STF-3.81	1849162	14	3.81 mm
LPC 1.5/15-STF-3.81	1849175	15	3.81 mm
LPC 1.5/16-STF-3.81	1849188	16	3.81 mm
LPC 1.5/ 2-ST-3.81-LR	1849191	2	3.81 mm
LPC 1.5/ 3-ST-3.81-LR	1849201	3	3.81 mm
LPC 1.5/ 4-ST-3.81-LR	1849214	4	3.81 mm
LPC 1.5/ 5-ST-3.81-LR	1849227	5	3.81 mm
LPC 1.5/ 6-ST-3.81-LR	1849230	6	3.81 mm
LPC 1.5/ 7-ST-3.81-LR	1849243	7	3.81 mm
LPC 1.5/ 8-ST-3.81-LR	1849256	8	3.81 mm
LPC 1.5/ 9-ST-3.81-LR	1849269	9	3.81 mm
LPC 1.5/10-ST-3.81-LR	1849272	10	3.81 mm
LPC 1.5/11-ST-3.81-LR	1849285	11	3.81 mm
LPC 1.5/12-ST-3.81-LR	1849298	12	3.81 mm
LPC 1.5/13-ST-3.81-LR	1849308	13	3.81 mm
LPC 1.5/14-ST-3.81-LR	1849311	14	3.81 mm
LPC 1.5/15-ST-3.81-LR	1849324	15	3.81 mm
LPC 1.5/16-ST-3.81-LR	1849337	16	3.81 mm



LPC 1.5/10-ST-3.81



LPC 1.5/10-ST-3.81-LR



LPC 1.5/ 10-STF-3.81

LPC 1.5 technical data

- 2 to 16 positions
- Wire ranges up to 16 AWG
- 3.81 mm centerline
- Rated to 300 V
- Current rated to 8 A
- UL recognized component

LPC 2.5			
Description	Part number	Positions	Spacing
LPC 2.5/ 2-ST-5.08	1110581	2	5.08 mm
LPC 2.5/ 3-ST-5.08	1110582	3	5.08 mm
LPC 2.5/ 4-ST-5.08	1110583	4	5.08 mm
LPC 2.5/ 5-ST-5.08	1110584	5	5.08 mm
LPC 2.5/ 6-ST-5.08	1110585	6	5.08 mm
LPC 2.5/ 7-ST-5.08	1110586	7	5.08 mm
LPC 2.5/ 8-ST-5.08	1110587	8	5.08 mm
LPC 2.5/ 9-ST-5.08	1110590	9	5.08 mm
LPC 2.5/10-ST-5.08	1110592	10	5.08 mm
LPC 2.5/11-ST-5.08	1110594	11	5.08 mm
LPC 2.5/12-ST-5.08	1110595	12	5.08 mm
LPC 2.5/13-ST-5.08	1110596	13	5.08 mm
LPC 2.5/14-ST-5.08	1110597	14	5.08 mm
LPC 2.5/15-ST-5.08	1110599	15	5.08 mm
LPC 2.5/16-ST-5.08	1110600	16	5.08 mm
LPC 2.5/17-ST-5.08	1110601	17	5.08 mm
LPC 2.5/18-ST-5.08	1110602	18	5.08 mm
LPC 2.5/19-ST-5.08	1110604	19	5.08 mm
LPC 2.5/20-ST-5.08	1110606	20	5.08 mm
LPC 2.5/ 2-ST-5.08-LR	1110607	2	5.08 mm
LPC 2.5/ 3-ST-5.08-LR	1110608	3	5.08 mm
LPC 2.5/ 4-ST-5.08-LR	1110609	4	5.08 mm
LPC 2.5/ 5-ST-5.08-LR	1110610	5	5.08 mm
LPC 2.5/ 6-ST-5.08-LR	1110611	6	5.08 mm
LPC 2.5/ 7-ST-5.08-LR	1110612	7	5.08 mm
LPC 2.5/ 8-ST-5.08-LR	1110613	8	5.08 mm
LPC 2.5/ 9-ST-5.08-LR	1110614	9	5.08 mm
LPC 2.5/10-ST-5.08-LR	1110615	10	5.08 mm
LPC 2.5/11-ST-5.08-LR	1110616	11	5.08 mm
LPC 2.5/12-ST-5.08-LR	1110618	12	5.08 mm
LPC 2.5/13-ST-5.08-LR	1110619	13	5.08 mm




LPC 2.5/5-ST-5.08-LR

LPC 2.5 technical data

- 2 to 20 positions
- Wire ranges up to 12 AWG
- 5.08 mm centerline
- Rated to 300 V
- Current rated to 16 A
- UL recognized component

“Lock in” your connection

The LPC 1.5 comes with optional screw flanges or a lock-and-release system. These additional options allow for secure, space-saving locking.



LPC(H) series

LPC 2.5			
Description	Part number	Positions	Spacing
LPC 2.5/14-ST-5.08-LR	1110620	14	5.08 mm
LPC 2.5/15-ST-5.08-LR	1110621	15	5.08 mm
LPC 2.5/16-ST-5.08-LR	1110622	16	5.08 mm
LPC 2.5/17-ST-5.08-LR	1110623	17	5.08 mm
LPC 2.5/18-ST-5.08-LR	1110624	18	5.08 mm
LPC 2.5/19-ST-5.08-LR	1110625	19	5.08 mm
LPC 2.5/20-ST-5.08-LR	1110626	20	5.08 mm
LPC 2.5/ 2-STF-5.08	1110628	2	5.08 mm
LPC 2.5/ 3-STF-5.08	1110629	3	5.08 mm
LPC 2.5/ 4-STF-5.08	1110631	4	5.08 mm
LPC 2.5/ 5-STF-5.08	1110632	5	5.08 mm
LPC 2.5/ 6-STF-5.08	1110633	6	5.08 mm
LPC 2.5/ 7-STF-5.08	1110634	7	5.08 mm
LPC 2.5/ 8-STF-5.08	1110635	8	5.08 mm
LPC 2.5/ 9-STF-5.08	1110636	9	5.08 mm
LPC 2.5/10-STF-5.08	1110638	10	5.08 mm
LPC 2.5/11-STF-5.08	1110639	11	5.08 mm
LPC 2.5/12-STF-5.08	1110640	12	5.08 mm
LPC 2.5/13-STF-5.08	1110641	13	5.08 mm
LPC 2.5/14-STF-5.08	1110642	14	5.08 mm
LPC 2.5/15-STF-5.08	1110643	15	5.08 mm
LPC 2.5/16-STF-5.08	1110644	16	5.08 mm
LPC 2.5/17-STF-5.08	1110646	17	5.08 mm
LPC 2.5/18-STF-5.08	1110647	18	5.08 mm
LPC 2.5/19-STF-5.08	1110648	19	5.08 mm
LPC 2.5/20-STF-5.08	1110649	20	5.08 mm




LPC 2.5/ 5-STF-5.08

Nomenclature

- L = Levered
- PC = Power Combicon
- H = Hybrid
- ST= Plug
- STL_ = Plug with lever in the _ position
- G = Header
- GL_ = Header with lever in the _ position

LPC(H) 6			
Description	Part number	Positions	Spacing
LPCH 6/ 5+4-STL5-7.62	1717003	5 power + 4 signal	7.62 mm
LPCH 6/ 4+6-STL4-7.62	1716989	4 power + 6 signal	7.62 mm
LPCH 6/ 4+6-ST-7.62	1716956	4 power + 6 signal	7.62 mm
LPCH 6/ 3+4-ST-7.62	1716952	3 power + 4 signal	7.62 mm
LPCH 6/ 3+4-STL3-7.62	1716970	3 power + 4 signal	7.62 mm
LPCH 6/ 4+4-STL4-7.62	1716987	4 power + 4 signal	7.62 mm
LPCH 6/ 3+6-ST-7.62	1716954	3 power + 6 signal	7.62 mm
LPCH 6/ 5+6-STL5-7.62	1717005	5 power + 6 signal	7.62 mm
LPCH 6/ 5+6-ST-7.62	1716958	5 power + 6 signal	7.62 mm
LPCH 6/ 5+4-ST-7.62	1716957	5 power + 4 signal	7.62 mm
LPCH 6/ 3+6-STL3-7.62	1716971	3 power + 6 signal	7.62 mm
LPCH 6/ 4+4-ST-7.62	1716955	4 power + 4 signal	7.62 mm
LPC 6/ 2-STL2-7.62	1716930	2	7.62 mm
LPC 6/ 4-ST-7.62	1716923	4	7.62 mm
LPC 6/ 4-STL3-7.62	1716941	4	7.62 mm
LPC 6/ 6-ST-7.62	1716926	6	7.62 mm
LPC 6/ 3-ST-7.62	1716922	3	7.62 mm
LPC 6/ 6-STL4-7.62	1716948	6	7.62 mm
LPC 6/ 5-ST-7.62	1716925	5	7.62 mm
LPC 6/ 2-ST-7.62	1716921	2	7.62 mm
LPC 6/ 3-STL2-7.62	1716931	3	7.62 mm
LPC 6/ 5-STL3-7.62	1716942	5	7.62 mm



LPC(H) 6 technical data

- 2 to 6 positions
- Wire ranges up to 8 AWG
- 7.62 mm centerline
- Rated to 600 V for LPC
- Current rated to 35 A LPC
- Rated to 150 V for signal connections
- Current rated to 6 A for signal connections
- UL recognized component

LPC 16 HC			
Description	Part number	Positions	Spacing
LPC 16 HC/ 2-ST-10.16	1716815	2	10.16 mm
LPC 16 HC/ 3-ST-10.16	1716816	3	10.16 mm
LPC 16 HC/ 4-ST-10.16	1716817	4	10.16 mm
LPC 16 HC/ 5-ST-10.16	1716818	5	10.16 mm
LPC 16 HC/ 6-ST-10.16	1716819	6	10.16 mm
LPC 16 HC/ 2-STL2-10.16	1716824	2	10.16 mm
LPC 16 HC/ 3-STL2-10.16	1716825	3	10.16 mm
LPC 16 HC/ 4-STL3-10.16	1716834	4	10.16 mm
LPC 16 HC/ 5-STL3-10.16	1716835	5	10.16 mm
LPC 16 HC/ 6-STL4-10.16	1716841	6	10.16 mm


LPC 16 HC technical data

- 2 to 6 positions
- Wire ranges up to 4 AWG
- 10.16 mm centerline
- Rated to 600 V
- Current rated to 65 A
- UL recognized component

LPC series mating headers



MC 1.5/10-G-3.81



MSTBA 2.5/10-G-5.08

LPC 1.5	
Plug	Mating headers
LPC 1.5/X-ST-3.81	MC 1.5/X-G-3.81
	MC 1.5/X-G-3.81 P14 THR
	MC 1.5/X-G-3.81 P20 THR
	MC 1.5/X-G-3.81 P26 THR
	MCV 1.5/X-G-3.81
	MCV 1.5/X-G-3.81 P14 THR
	MCV 1.5/X-G-3.81 P20 THR
	MCV 1.5/X-G-3.81 P26 THR
	MCD 1.5/X-G-3.81
	MCDV 1.5/X-G-3.81
	SMC 1.5/X-G-3.81
	MCD 1.5/X-G1-3.81
	MCDV 1.5/X-G1-3.81
	LPC 1.5/X-STF-3.81
MC 1.5/X-GF-3.81 P14 THR	
MC 1.5/X-GF-3.81 P20 THR	
MC 1.5/X-GF-3.81 P26 THR	
DFK-MC 1.5/X-GF-3.81	
MCV 1.5/X-GF-3.81	
MCV 1.5/X-GF-3.81 P14 THR	
MCV 1.5/X-GF-3.81 P26 THR	
MCD 1.5/X-GF-3.81	
MCDV 1.5/X-GF-3.81	
SMC 1.5/X-GF-3.81	
MCDV 1.5/X-G1F-3.81	
MCD 1.5/X-G1F-3.81	
LPC 1.5/X-ST-3.81-LR	MC 1.5/X-GF-3.81-LR
	MCV 1.5/X-GF-3.81-LR

LPC 2.5	
Plug	Mating headers
LPC 2.5/X-ST-5.08	CC 2.5/X-G-5.08 P26 THR
	CCA 2.5/X-G-5.08 P26 THR
	CCV 2.5/X-G-5.08 P26 THR
	CCVA 2.5/X-G-5.08 P26 THR
	MDSTB 2.5/X-G-5.08
	MDSTB 2.5/X-G1-5.08
	MDSTBA 2.5/X-G-5.08
	MDSTBV 2.5/X-G-5.08
	MDSTBV 2.5/X-G1-5.08
	MDSTBVA 2.5/X-G-5.08
	MDSTBW 2.5/X-G-5.08
	MSTB 2.5/X-G-5.08
	MSTBA 2.5/X-G-5.08
	MSTBV 2.5/X-G-5.08
MSTBVA 2.5/X-G-5.08	
LPC 2.5/X-STF-5.08	MSTBX 2.5/X-G-5.08
	CC 2.5/X-GF-5.08 P26 THR
	CCV 2.5/X-GF-5.08 P26 THR
	MDSTB 2.5/X-GF-5.08
	MDSTBV 2.5/X-GF-5.08
	MSTB 2.5/X-GF-5.08
LPC 2.5/X-ST-5.08-LR	MSTBV 2.5/X-GF-5.08
	CC 2.5/X-GF-5.08-LR P26 THR
	CCV 2.5/X-GF-5.08-LR P26 THR
	MSTBA 2.5/X-G-5.08-LR
MSTBVA 2.5/X-G-5.08-LR	


PC(H, V) series mating headers

PC 6			
Description	Part number	Positions	Spacing
PC 6/ 2-G-7.62 P26THR	1190486	2	7.62 mm
PC 6/ 3-G-7.62 P26THR	1190487	3	7.62 mm
PC 6/ 4-G-7.62 P26THR	1190490	4	7.62 mm
PC 6/ 5-G-7.62 P26THR	1190492	5	7.62 mm
PC 6/ 6-G-7.62 P26THR	1190494	6	7.62 mm
PC 6/ 2-GL2-7.62 P26THR	1190535	2	7.62 mm
PC 6/ 3-GL2-7.62 P26THR	1190538	3	7.62 mm
PC 6/ 4-GL3-7.62 P26THR	1190539	4	7.62 mm
PC 6/ 5-GL3-7.62 P26THR	1190540	5	7.62 mm
PC 6/ 6-GL4-7.62 P26THR	1190541	6	7.62 mm
PCV 6/ 2-GL2-7.62 P26THR	1192607	2	7.62 mm
PCV 6/ 3-GL2-7.62 P26THR	1192609	3	7.62 mm
PCV 6/ 4-GL3-7.62 P26THR	1192610	4	7.62 mm
PCV 6/ 5-GL3-7.62 P26THR	1192613	5	7.62 mm
PCV 6/ 6-GL4-7.62 P26THR	1192614	6	7.62 mm
PCH 6/ 3+4-GL3-7.62 P26THR	1192615	3+4	7.62 mm
PCH 6/ 4+4-GL4-7.62 P26THR	1192616	4+4	7.62 mm
PCH 6/ 5+4-GL5-7.62 P26THR	1192617	5+4	7.62 mm
PCV 6/ 2-G-7.62 P26THR	1192623	2	7.62 mm
PCV 6/ 3-G-7.62 P26THR	1192625	3	7.62 mm
PCV 6/ 4-G-7.62 P26THR	1192627	4	7.62 mm
PCV 6/ 5-G-7.62 P26THR	1192629	5	7.62 mm
PCV 6/ 6-G-7.62 P26THR	1192631	6	7.62 mm
PC 6/ 2-GU-7.62 P26THR	1192633	2	7.62 mm
PC 6/ 3-GU-7.62 P26THR	1192635	3	7.62 mm
PC 6/ 4-GU-7.62 P26THR	1192636	4	7.62 mm
PC 6/ 5-GU-7.62 P26THR	1192638	5	7.62 mm
PC 6/ 6-GU-7.62 P26THR	1192640	6	7.62 mm
PCH 6/ 3+6-GL3-7.62 P26THR	1192641	3+6	7.62 mm
PCH 6/ 4+6-GL4-7.62 P26THR	1192642	4+6	7.62 mm
PCH 6/ 5+6-GL5-7.62 P26THR	1192644	5+6	7.62 mm
PC 6/ 2-GL2U-7.62 P26THR	1192646	2	7.62 mm
PC 6/ 3-GL2U-7.62 P26THR	1192647	3	7.62 mm
PC 6/ 4-GL3U-7.62 P26THR	1192649	4	7.62 mm
PC 6/ 5-GL3U-7.62 P26THR	1192650	5	7.62 mm
PC 6/ 6-GL4U-7.62 P26THR	1192653	6	7.62 mm
PCH 6/ 3+4-G-7.62 P26THR	1192658	3+4	7.62 mm
PCH 6/ 4+4-G-7.62 P26THR	1192659	4+4	7.62 mm
PCH 6/ 5+4-G-7.62 P26THR	1192661	5+4	7.62 mm
PCH 6/ 3+6-G-7.62 P26THR	1192667	3+6	7.62 mm
PCH 6/ 4+6-G-7.62 P26THR	1192669	4+6	7.62 mm
PCH 6/ 5+6-G-7.62 P26THR	1192670	5+6	7.62 mm
CP-PC THR GY7042	1198857		7.62 mm
PC 6/ 2-G-7.62 P26THRR56	1199929	2	7.62 mm
PC 6/ 3-G-7.62 P26THRR56	1199930	3	7.62 mm
PC 6/ 4-G-7.62 P26THRR56	1199931	4	7.62 mm



PC 6/ 4-G-7.62 P26THR

PC 16 HC			
Description	Part number	Positions	Spacing
PC 16 HC/ 2-G-10.16	1716846	2	10.16 mm
PC 16 HC/ 3-G-10.16	1716847	3	10.16 mm
PC 16 HC/ 4-G-10.16	1716848	4	10.16 mm
PC 16 HC/ 5-G-10.16	1716850	5	10.16 mm
PC 16 HC/ 6-G-10.16	1716851	6	10.16 mm
PC 16 HC/ 2-GL2-10.16	1716857	2	10.16 mm
PC 16 HC/ 3-GL2-10.16	1716858	3	10.16 mm
PC 16 HC/ 4-GL3-10.16	1716866	4	10.16 mm
PC 16 HC/ 5-GL3-10.16	1716867	5	10.16 mm
PC 16 HC/ 6-GL4-10.16	1716874	6	10.16 mm



PC 16 HC/ 5-G-10.16

FAQs

Where can I find more information on technical data?

Visit page 3 of this guide for current rating and voltage. For all other technical data questions, reach out to your Phoenix Contact representative or visit phoenixcontact.com, search the part you are looking for, and view technical data on the product's landing page.

What is the advantage of choosing an LPT terminal block or LPC connector over other solutions?

The tool-free lever principle featured in the LPT and LPC series provide time-saving connections and the simple release of conductors with or without ferrules. Clear lever positions also give reliable feedback on whether the clamping space is open or closed. This provides users with a high level of safety when connections need to be done quickly.

What are some target markets or applications that LPT and LPC would be a solution for?

- Target groups – Developers, device designers, production specialists, product managers, and purchasers
- Markets – Renewables, infrastructure, and automation and drives
- Applications – Solar inverter, frequency inverter, wind power plant converter, servo controller, power supplies, and battery storage

Will there be an opportunity for value-add?

Yes! We are able to change colors of slices and levers, add printing, change pin layout, and more. Every application is different, so talk to your local Sales Engineer about value-added capabilities.

MCV 1,5/ 5-GF-3,81-LR
1818216

LPTA 2.5/4-5.0
1190365

LPT 2.5/4-5.0
1190299

LPT 6/4-7.5-ZB
1098169

LPT 16/3-10.0-ZB
1119811

LPC 1,5/ 5-ST-3,81-LR
1849227

LPC 2,5/ 5-ST-5,08-LR
1110610

MSTBA 2,5/ 5-G-5,08-LR
1809102

LPC 6/3-STL2-7.62
1716931

LPC 16 HC/3-STL2-10.16
1716825

PC 6/3-GL2-7.62
1717027

PC 16 HC/3-GL2-10.16
1716858

LPTA 6/4-7.5-ZB
1098177



What is it?

Phoenix Contact eXtended Reality

Using PXR


Scan the QR code with your mobile device camera or QR code reader to launch **PXR**.

Interact with the 3D model of the product. Click the 'View product list' button to see listings or 'View in my space' to project the model into your area (AR experience).

Scan the QR code to get started!

www.phoenixcontact.com/snap





Open communication with customers and partners worldwide

Phoenix Contact is a global market leader based in Germany. We are known for producing future-oriented products and solutions for the electrification, networking, and automation of all economy and infrastructure sectors. With a global network reaching more than 100 countries with over 20,000 employees, we maintain close relationships with our customers, which we believe is essential for our joint success. Our wide range of innovative products makes it easy for our customers to implement the latest technology in various applications and industries. This especially applies to the target markets of energy, infrastructure, industry, and mobility.

You can find your local partner at
[phoenixcontact.com](https://www.phoenixcontact.com)